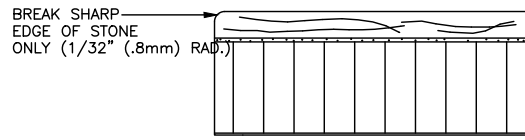
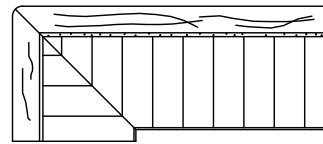


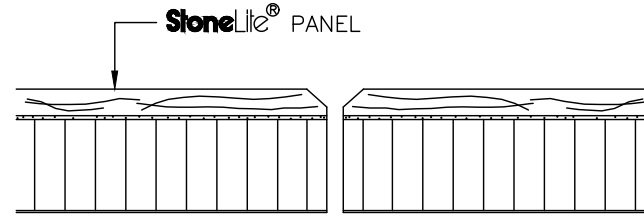
1 STANDARD EDGE



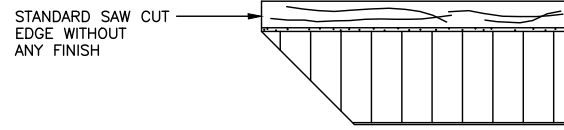
2 SEAMED EDGE



3 FINISHED RETURN



4 CHAMFERED EDGES



5 QUIRK MITER EDGE

DR-040(10Feb25)

DESCRIPTION:

EDGE CONDITIONS

SHEET #:
SP-40

SCALE:
3" = 1'-0"

DRAWN BY:
JW

DATE:
3/13/2025